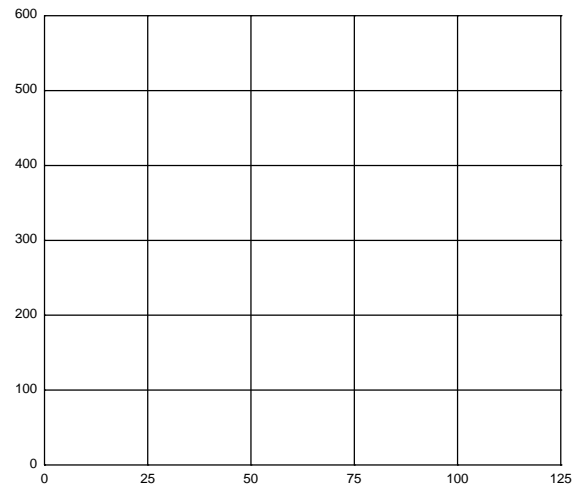
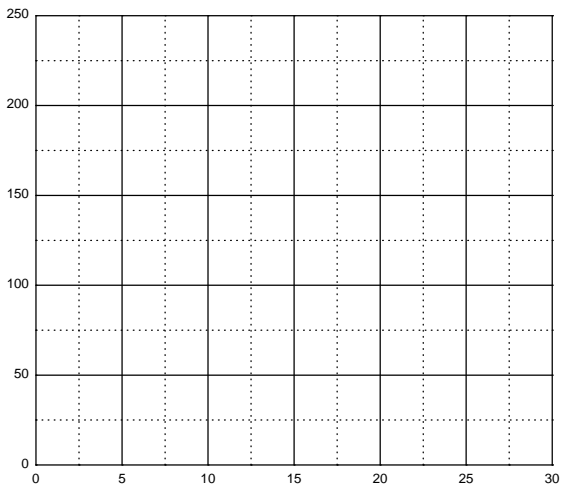
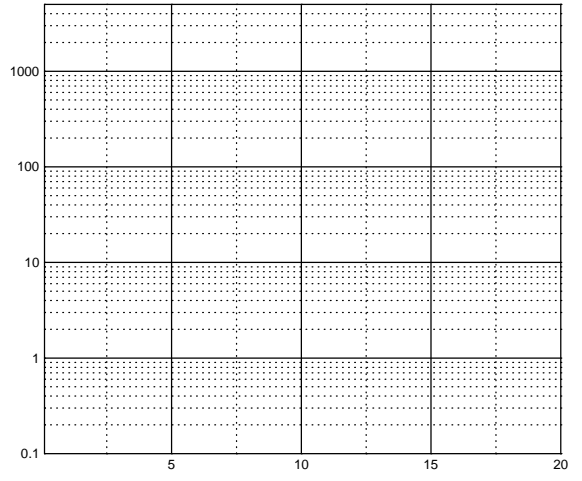
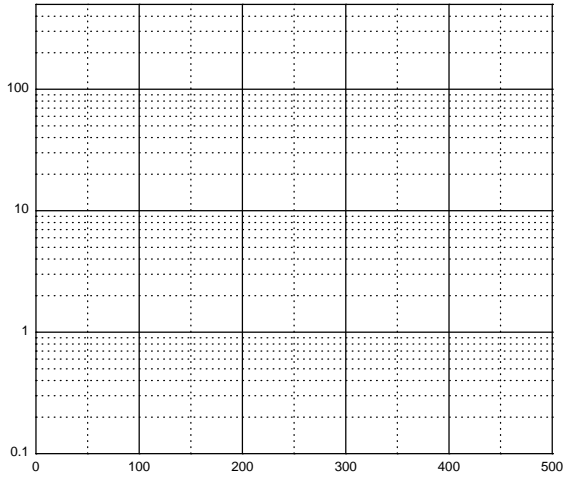
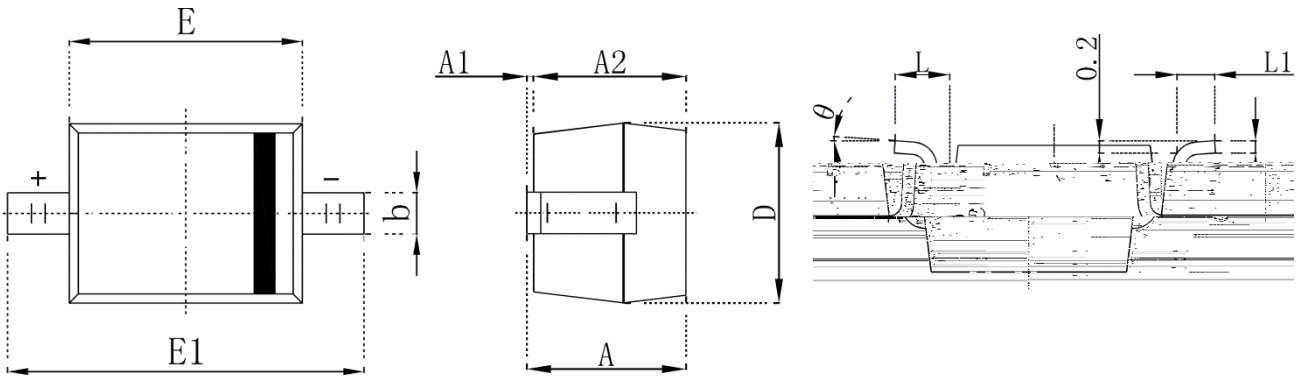


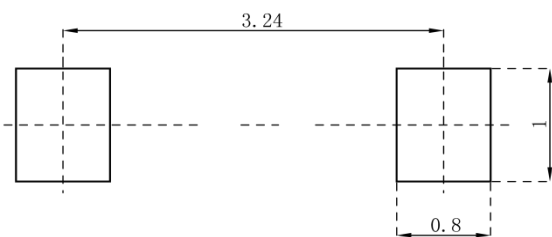
SCHOTTKY BARRIER DIODE



SCHOTTKY BARRIER DIODE



	Min.	Max.	Min.	Max.
A	1.050	1.250	0.041	0.049
A1	0.000	0.100	0.000	0.004
A2	1.050	1.150	0.041	0.045
b	0.450	0.650	0.018	0.026
c	0.080	0.150	0.003	0.006
D	1.500	1.700	0.059	0.067
E	2.600	2.800	0.102	0.110
E1	3.550	3.850	0.140	0.152
L	0.500REF		0.020 REF	
L1	0.250	0.450	0.010	0.018
	0	8	0	8

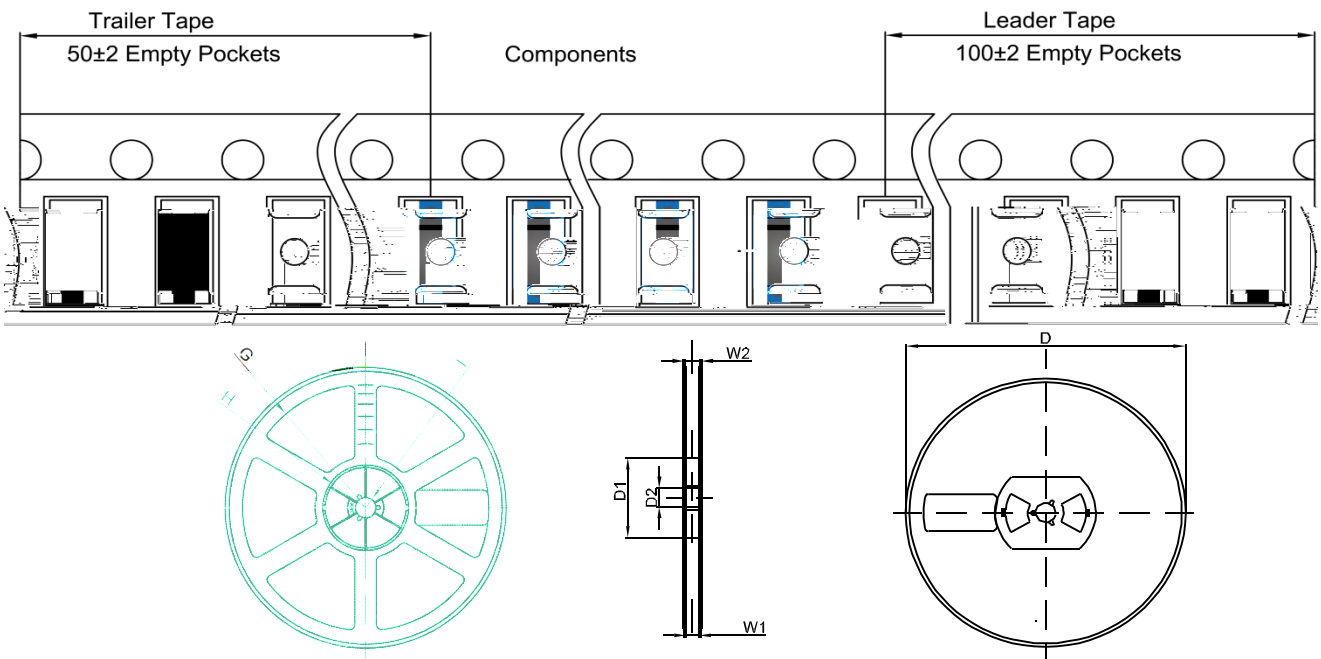


1. Component dimension: in millimeter
2. General tolerance: 0.05mm
3. The standard reference is in millimeter

SCHOTTKY BARRIER DIODE



DIMENSIONS ARE IN MILLIMETER										
TYPE	A	B	C	d	E	F	P0	P	P1	W
SOD-123	1.85	3.95	1.57	1.55	1.75	3.50	4.00	4.00	2.00	8.00
TOLERANCE	0.1	0.1	0.1	0.1	0.1	0.1	0.1	0.1	0.1	0.1



DIMENSIONS ARE IN MILLIMETER								
REEL OPTION	D	D1	D2	G	H	I	W1	W2
7 DIA	178	54.40	13.00	R78	R25.60	R6.50	9.50	12.30
TOLERANCE	2	1	1	1	1	1	1	1