
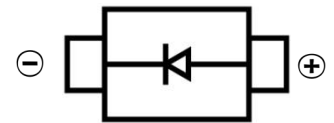


SCHOTTKY BARRIER DIODE

- Low Forward Voltage
- High Conductance
- Small Surface Mount Device
- PN Junction Guard Ring for Transient and ESD Protection



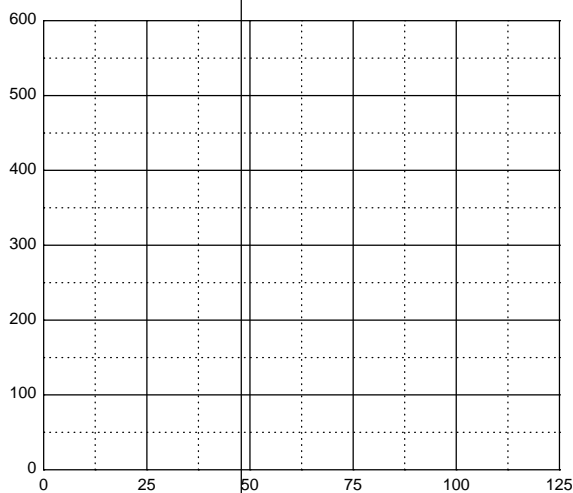
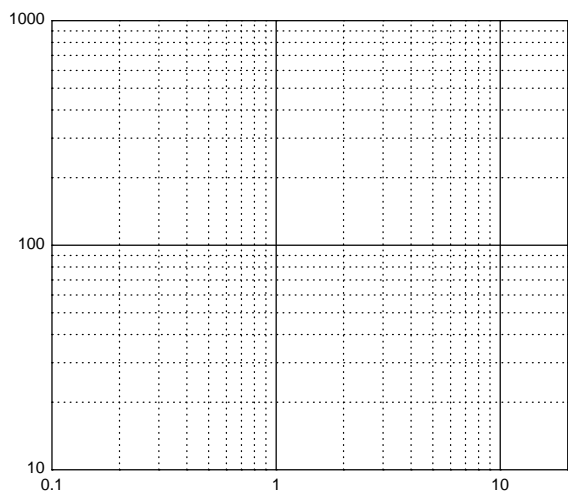

- Case: SOD-123
- Case Material: Molded Plastic, UL flammability
- Classification Rating: 94V-0
- Minimum Sensitivity: Level 1 of J-STD-020
- Weight: 0.005 gram (approximate)



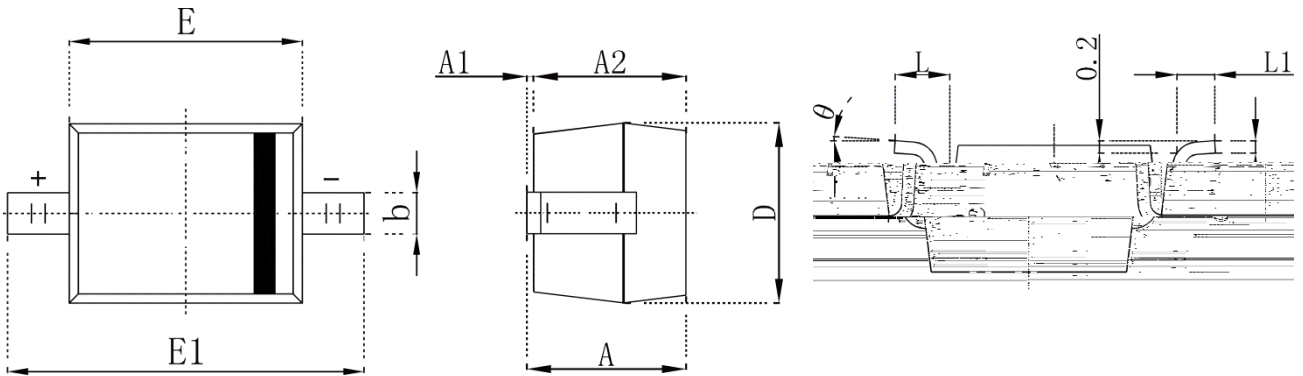
Peak Reverse Voltage	V_R	30	V
RMS Reverse Voltage	$V_{R(RMS)}$	21	V
Average Rectified Current	I_o	500	mA
Non-Reverse Peak Forward Surge Current @ $t = 8.3 \text{ ms}$	I_{FSM}	5.5	A
Power Dissipation	P_D	500	mW
Thermal Resistance from Junction to Ambient	R_{JA}	200	C/W
Junction Temperature	T_J	125	C
Storage Temperature	T_{STG}	-55 +150	C
Voltage Rate Of Change	dV/dt	1000	V/ S

Forward Voltage	V_F			0.375 0.430	V	$I_F=100\text{mA}$ $I_F=500\text{mA}$
Reverse Voltage	V_R	30			V	$I_R=200 \text{ A}$
Reverse Voltage leakage current	I_R			20 130	A	$V_R=15\text{V}$ $V_R=30\text{V}$
Diode capacitance	C_D		170		F	$V_R=1\text{V}, f=1\text{MH}$

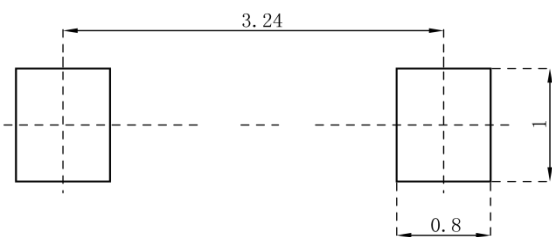
SCHOTTKY BARRIER DIODE



SCHOTTKY BARRIER DIODE



	Min.	Max.	Min.	Max.
A	1.050	1.250	0.041	0.049
A1	0.000	0.100	0.000	0.004
A2	1.050	1.150	0.041	0.045
b	0.450	0.650	0.018	0.026
c	0.080	0.150	0.003	0.006
D	1.500	1.700	0.059	0.067
E	2.600	2.800	0.102	0.110
E1	3.550	3.850	0.140	0.152
L	0.500REF		0.020 REF	
L1	0.250	0.450	0.010	0.018
	0	8	0	8



1. Component dimension: in millimeter
2. General tolerance: 0.05mm
3. The standard reference is in millimeter

